

SPO30TM/S/TH

FEATURES

Combines microwave, convection, and broil technologies to provide all-in-one oven versatility

Provides more cooking power than a traditional microwave with the help of convection and broil

Assures predictably delicious results with 10 microwave power levels, convenient quick-start modes, and an intuitive Gourmet mode

Fits a 9-by-13 pan in the 1.6 cubic feet, stainless-steel interior

Micro Bake and Micro Roast modes reduce or completely eliminate preheat times

Frees up counter space with efficient drop-down door design

Coordinates with other Wolf built-in ovens and appliances with various handle and trim options

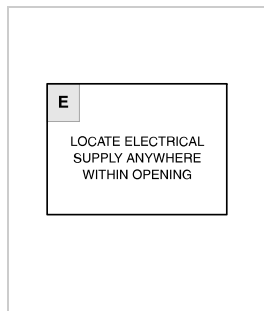
Master your technique with tips and recipes from the Mastering the Speed Oven guide



PRODUCT SPECIFICATIONS

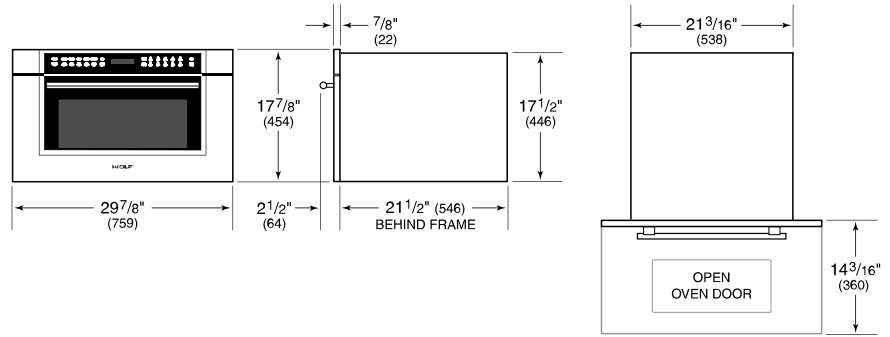
| | |
|--------------------|--------------------------------|
| Model | SPO30TM/S/TH |
| Dimensions | 29 7/8"W x 17 7/8"H x 21 1/2"D |
| Capacity | 1.6 cu. ft. |
| Door Clearance | 14 3/16" |
| Weight | 82 lbs |
| Electrical Supply | grounded, 240/208 VAC, 60 Hz |
| Electrical Service | 15 amp dedicated circuit |
| Power Cord Length | 6 Feet |
| Receptacle | NEMA 6-20R grounding type |

ELECTRICAL

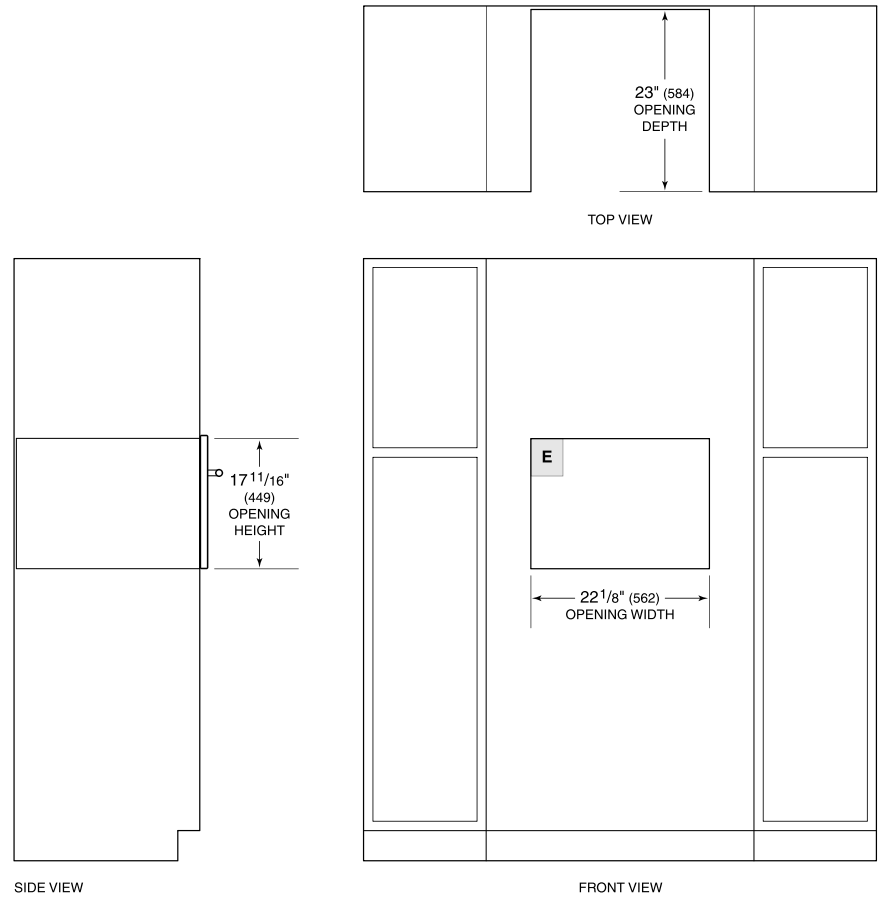


NOTE: Dimensions in parenthesis are in millimeters unless otherwise specified

DIMENSIONS



STANDARD INSTALLATION



SIDE VIEW

FRONT VIEW

NOTE: 24" (610) and 30" (762) models require the same opening dimensions.