



Design Guide

Speed Ovens

ICB REVISED 2/2022



Speed Ovens


The Wolf Speed Oven has features that make fast meals better meals. Available in 60 cm and 76 cm widths, they are designed to match Wolf transitional, professional, and contemporary products. The Speed Oven can be installed in a standard or flush inset application.

Features and specifications are subject to change at any time without notice.

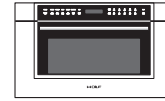
Throughout this guide, dimensions may vary by ± 3 mm.

SPEED OVENS


TRANSITIONAL



ICBSP024TE/S/TH

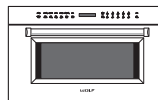


ICBSP030TM/S/TH




ICBSP030TE/S/TH

PROFESSIONAL



ICBSP030PM/S/PH



ICBSP030PE/S/PH

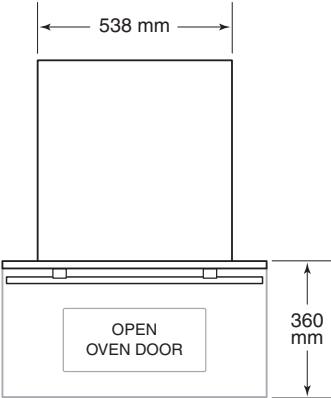
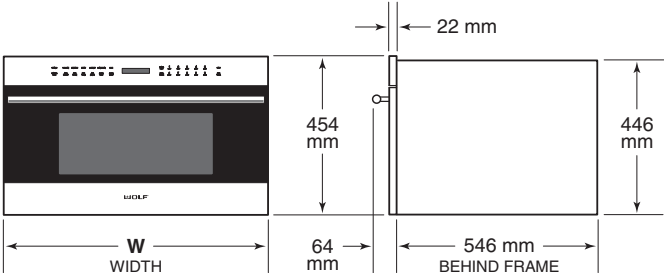
CONTEMPORARY



ICBSP030CM/B/TH

Speed Ovens

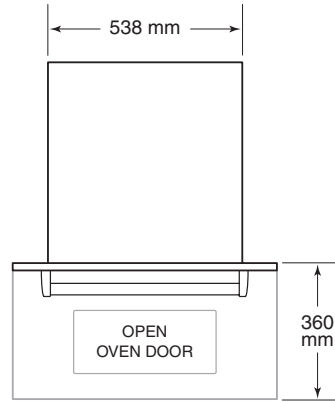
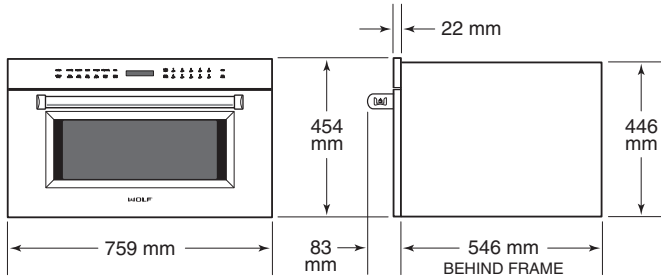
TRANSITIONAL



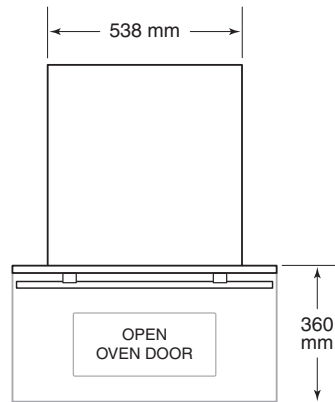
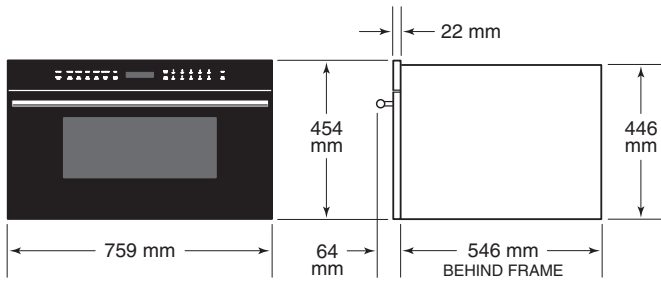
WIDTH	W
60 cm Transitional	597 mm
76 cm Transitional	759 mm

Speed Ovens

PROFESSIONAL



CONTEMPORARY



Planning Information

The Speed Oven can be installed in a standard or flush inset application.

Finish the edges of the opening. They may be visible when the door is open.

For standard installations, the face trim will overlap stiles and rails. Refer to the chart below.

For flush inset installations, a minimum 3 mm reveal is required on all sides. To ensure consistent reveals, each corner of the opening must be exactly 90°.

If the Speed Oven is installed above or below a Wolf E Series Oven in a flush inset application, a 6 mm reveal is required.

INSTALLATION REQUIREMENTS

BASE SUPPORT	MIN
60 cm Model	57 kg
76 cm Model	57 kg

TRIM OVERLAP	60 cm MODEL	76 cm MODEL
Top	5 mm	5 mm
Bottom	0 mm	0 mm
Sides	18 mm	98 mm

ELECTRICAL REQUIREMENTS

Installation must comply with all applicable electrical codes and be properly grounded (earthed).

Locate the electrical supply as shown in the illustrations on the following pages. A separate circuit servicing only this appliance is required. A ground fault circuit interrupter (GFCI) is not recommended and may cause interruption of operation.

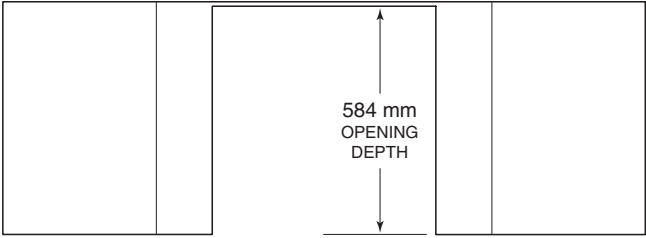
Performance may be compromised if the electrical supply is less than 220 volts.

ELECTRICAL REQUIREMENTS

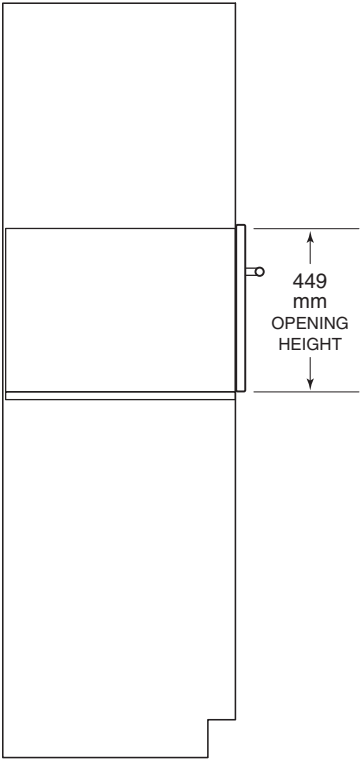
Electrical Supply	220-240 V AC, 50 Hz
Service	2800 W
Receptacle	grounding-type (earthed)
Power Cord	1.2 m

Speed Oven

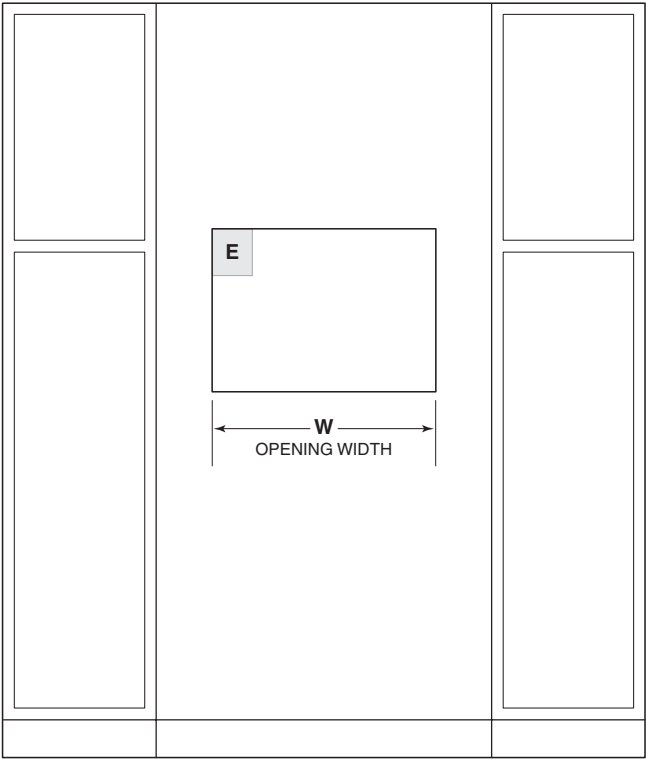
STANDARD INSTALLATION



TOP VIEW



SIDE VIEW



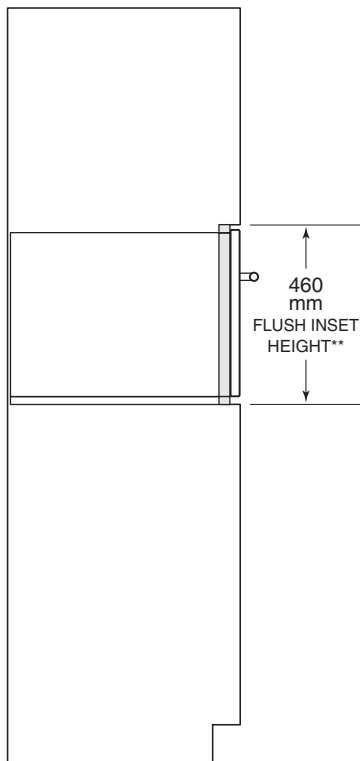
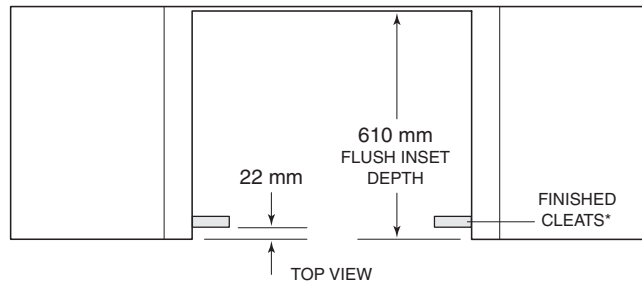
FRONT VIEW

NOTE: 60 cm and 76 cm models require the same opening dimensions.

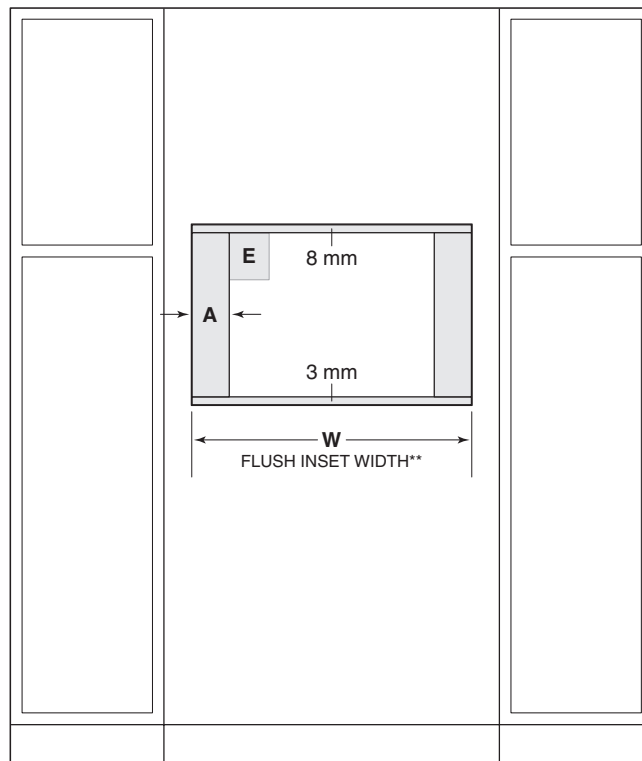
OPENING WIDTH	W
60 cm Model	562 mm
76 cm Model	562 mm

Speed Oven

FLUSH INSET INSTALLATION



SIDE VIEW



FRONT VIEW

*Will be visible and should be finished to match cabinetry.

**Dimension provides minimum reveals.

FLUSH INSET WIDTH	W	A
60 cm Model	603 mm	21 mm
76 cm Model	765 mm	102 mm

Wolf Appliance International Limited Warranty

FOR RESIDENTIAL USE

These Warranty Terms and Conditions ('Warranty') constitute your agreement with Sub-Zero Group Australia Pty Ltd (ACN 610 807 899) ('Wolf') and will apply to your service order. The benefits given by this Warranty are in addition to all consumer guarantees and other rights and remedies prescribed by the Australian Consumer Law and any other applicable laws.

Our products come with guarantees that cannot be excluded under the Australian Consumer Law. You are entitled to a replacement or refund for a major failure and compensation for any other reasonably foreseeable loss or damage. You are also entitled to have the goods repaired or replaced if the goods fail to be of acceptable quality and the failure does not amount to a major failure.

In addition to your rights and remedies under the Australian Consumer Law, Wolf provides customers with a Warranty where, if any part of a Wolf product is found upon inspection by an authorised Wolf representative or an associated licensed technician supplied by either Wolf or a relevant approved supplier (including a Wolf factory certified service) ('Service Representative') to be defective in materials or workmanship, Wolf will repair and replace the part as follows:

FULL TWO YEAR WARRANTY* (**Outdoor product full one year warranty)

For two years from the date of original installation, this Wolf Appliance product warranty covers all parts and labour to repair or replace, under normal residential use, any part of the product that proves to be defective in materials or workmanship. All service provided by Wolf Appliance under the above warranty must be performed by Wolf factory certified service, unless otherwise specified by Wolf Appliance, Inc. Where the Service Representative is unable to identify any fault in the product, Wolf may require the consumer to provide proof that the product is defective. For the avoidance of doubt, defective products or parts become Wolf's property. Service will be provided during normal business hours.

LIMITED FIVE YEAR WARRANTY

For five years from the date of original installation, Wolf Appliance will repair or replace the following parts that prove to be defective in materials or workmanship: gas burners (excludes appearance), electric heating elements, blower motors (ventilation hoods), electronic control boards, magnetron tubes and induction generators. If the owner uses Wolf factory certified service, the service provider will repair or replace the above listed parts at no cost with the owner paying for all other costs, including labour. If the owner uses non-certified service, the owner must contact Sub-Zero Group Australia, (using the information below) to receive repaired or replacement parts. Wolf Appliance will not reimburse the owner for parts purchased from non-certified service or other sources.

TERMS APPLICABLE TO EACH WARRANTY

The warranty applies only to products installed for normal residential use. This warranty does not cover any parts or labour to correct any defect caused by negligence, accident or improper use, maintenance, installation, service or repair.

CLAIM PROCEDURE

In order to claim the Warranty, you must cease using the product when a fault arises, contact Sub-Zero or authorised Sub-Zero dealer where the product was purchased to report the issue and follow Sub-Zero's directions regarding what to do next. Sub-Zero's general contact details are as follows:

Sub-Zero Group Australia
11-19 Bank Place
Melbourne VIC 3000
Phone: 03 9600 2218 email: serviceAU@subzero.com

EXCLUSIONS

Except to the extent required by law, all consumer guarantees, representations, warranties, terms and conditions in relation to the products (whether implied or otherwise) are hereby excluded to the maximum extent permitted by law.

To the fullest extent permitted by law, Wolf excludes all liability for damage or injury to any person, damage to any property and any indirect consequential or other loss or damage.

*Stainless steel (doors, panels, handles, product frames and interior surfaces) are covered by a limited 60-day parts and labour warranty for cosmetic defects.

** Full one year warranty applies to outdoor product. Product must be approved for outdoor use, designated by model and serial number.



